



WORKSHEET NO.

Date: ___ / ___ / 20__

Welcome To Class Nursery



Teacher's Signature:



WORKSHEET NO.

Date: ___ / ___ / 20___

1st Term 2020

GENERAL KNOWLEDGE (Oral Questions)

Q.1 What is your name?

Ans. My name is _____

Q.2 what is the name of our father?

Ans. My father name is _____

Q.3 what is your mother name?

Ans. My mother name is _____

Q.4 How many brothers and sisters do you have?

Ans. I have _____ brothers and _____ sisters.

Q.5 What is the name of our school.

Ans. The name of my school is DPS.

Q.6 In which class do your read?

Ans. I read in class _____

Q.7 In which city do you live?

Ans. I live in kasur.

8. Learn the parts of body (any five)

Ans. i. Eyes ii. Nose iii. Lips iv. Ears v. legs vi. Neck

Q.9 Learn the names of some pets (any five)

Ans. i. cat ii. Dog iii. Cow iv. Rabbit v. sheep vi. Hen

Q.10 learn the names of fruits (any five)

Ans. i. Apple ii. Mango iii. Banana iv. Grapes v. melon vi. Watermelon

Teacher's Signature:



WORKSHEET NO.

Date: ___ / ___ / 20___

Q.11 Name some games

Ans. i. cricket ii. Hockey iii. Polo iv. Football v. tennis
vi. Badminton

Q.12 learn some colours name (any five)

ans. i. red ii. Blue iii. Green iv. Pink v. yellow vi. Orange

Q.13 what do you like to play?

Ans. I like to play with: _____

Q.14 which color do you like?

Ans. I like _____ color.

Q.15 learn the name of some kitchen items (any five)

ans. i. Spoon ii. Plate iii. Fork iv. Bowl v. knife vi. Stove

Teacher's Signature:



WORKSHEET NO.

Date: ___ / ___ / 20___

SYLLABUS- NURSERY

English

1st TERM(Aa -Pp)

1. Reading Pages#9,10,11,16,17,18,19,23,24,25,26,30,31,32,33,42
2. ALphabet (Aa- Pp)
3. Missing (Captal & Small Aa to Pp)
4. First letter of Pictues (Aa - Pp)

MATHS

1. Tracing
2. Matching
3. Counting in Numbers (1 to 50)
4. Missing (1 to 30)
5. Hot and Cold Concept
6. What comes befor, between, after (1 to 30)
7. Count & Write
8. Backword Counting (1 to 10)

اُردو

2- حروف تہجی (آ- گ)

1- ریڈنگ

4- تصویر کا پہلا حرف (آ- گ)

3- خالی جگہ پُر کریں (آ- گ)

5- تصویر کے پہلے حرف کے گرد دائرہ (آ- گ)

اسلامیات

3- دودھ پینے کی دعا

2- کھانا کھانے سے پہلے کی اور بعد کی دعا

تعویذ + تسمیہ + پہلا کلمہ

ناظرہ

کتاب صفحہ نمبر 8
الحمد للہ

کتاب صفحہ نمبر 7
اللہ تعالیٰ کی نعمتیں

کتاب صفحہ نمبر 5
سبحان اللہ

کتاب صفحہ نمبر 3
اللہ تعالیٰ

کتاب صفحہ نمبر 1
بسم اللہ

عنوانات:

نوٹ

عنوانات اسلامیات کی کتاب سے کروائے جائے گے

Teacher's Signature:




WORKSHEET NO.

Date: ___ / ___ / 20__

NURSERY

1ST TERM 2020

ENGLISH



Head Mistress Prep Wing
Ms. Fozia Nadeem (M.A Pol.Sc.B.ed)

Prepared By
Ms.Kalsoom
Ms.shubana
Ms.Rabia Azhar
Ms. Nabila Jameel

Composed By
Ms.Iqra Boota

Teacher's Signature:



WORKSHEET NO.

Date: ___ / ___ / 20___

WRITING PATTERN ALPHABETS

Aa Bb Cc Dd

Ee Ff Gg Hh

Ii Jj Kk Ll

Mm Nn Oo Pp

Teacher's Signature:

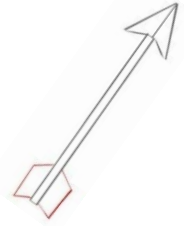
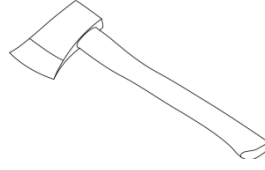



WORKSHEET NO.

Date: ___ / ___ / 20___

Class Work

Aa



Aa

Aa

Aa

Aa

Aa

Aa

Aa

Aa

Tracing practice for uppercase 'A' and lowercase 'a' on ruled lines. Each letter has a starting dot and a dashed line for the stroke path.

Home Work

Aa

Aa

Aa

Aa

Aa

Aa

Aa

Aa

Tracing practice for uppercase 'A' and lowercase 'a' on ruled lines. Each letter has a starting dot and a dashed line for the stroke path.

Book reading Pg# 9

Teacher's Signature:

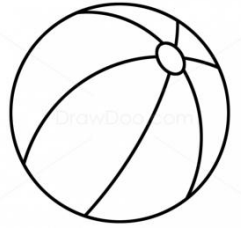



WORKSHEET NO.

Date: ___ / ___ / 20___

Class Work

Bb



Bb Bb Bb Bb

Bb Bb Bb Bb

Blank handwriting lines for independent practice.

Home Work

Bb Bb Bb Bb

Bb Bb Bb Bb

Blank handwriting lines for independent practice.

Book reading Pg# 10

Teacher's Signature:



WORKSHEET NO.

Date: ___ / ___ / 20___

Class Work

Cc



Cc

Cc

Cc

Cc

Cc

Cc

Cc

Cc

Cc

Cc

Cc

Cc

Cc

Cc

Cc

Cc

Home Work

Cc

Cc

Cc

Cc

Cc

Cc

Cc

Cc

Cc

Cc

Cc

Cc

Cc

Cc

Cc

Cc

Book reading Pg# 11

Teacher's Signature:


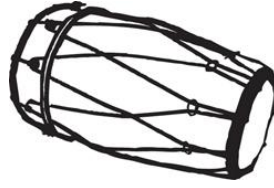


WORKSHEET NO.

Date: ___ / ___ / 20___

Class Work

Dd



Dd Dd Dd Dd

Dd Dd Dd Dd

Tracing practice lines for uppercase 'D' and lowercase 'd' with starting dots.

Home Work

Dd Dd Dd Dd

Dd Dd Dd Dd

Tracing practice lines for uppercase 'D' and lowercase 'd' with starting dots.

Book reading Pg# 16

Teacher's Signature:



WORKSHEET NO.

Date: ___ / ___ / 20___

Class Work

Aa Bb Cc Dd

Aa Bb Cc Dd

Tracing practice for lowercase letters a, b, c, and d on ruled lines. Each letter is shown with a starting dot and a directional arrow indicating the stroke order.

Home Work

Aa Bb Cc Dd

Aa Bb Cc Dd

Tracing practice for lowercase letters a, b, c, and d on ruled lines. Each letter is shown with a starting dot and a directional arrow indicating the stroke order.

Teacher's Signature:


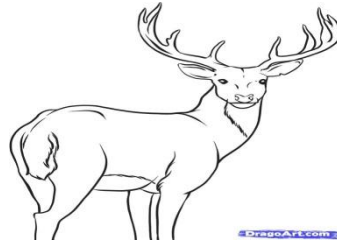



WORKSHEET NO.

Date: ___ / ___ / 20___

Class Work

Ee



Ee Ee Ee Ee

Ee Ee Ee Ee

Tracing practice lines for lowercase 'e' with dotted letters and starting dots on handwriting lines.

Home Work

Ee Ee Ee Ee

Ee Ee Ee Ee

Tracing practice lines for lowercase 'e' with dotted letters and starting dots on handwriting lines.

Book reading Pg# 17

Teacher's Signature:




WORKSHEET NO.

Date: ___ / ___ / 20___

Class Work

Ff



Ff Ff Ff Ff

Ff Ff Ff Ff

Tracing practice lines for uppercase 'F' and lowercase 'f' with starting dots.

Home Work

Ff Ff Ff Ff

Ff Ff Ff Ff

Tracing practice lines for uppercase 'F' and lowercase 'f' with starting dots.

Book reading Pg# 18

Teacher's Signature:





WORKSHEET NO.

Date: ___ / ___ / 20___

Class Work

Gg



Gg Gg Gg Gg

Gg Gg Gg Gg

Blank handwriting practice lines with dotted midlines and dashed top/bottom lines.

Home Work

Gg Gg Gg Gg

Gg Gg Gg Gg

Blank handwriting practice lines with dotted midlines and dashed top/bottom lines.

Book reading Pg# 19

Teacher's Signature:

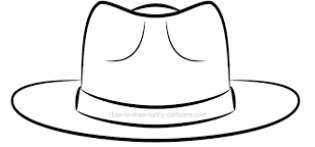


WORKSHEET NO.

Date: ___ / ___ / 20___

Class Work

Hh



Hh Hh Hh Hh

Hh Hh Hh Hh

Tracing practice lines for uppercase H and lowercase h, each with a starting dot and a dashed outline.

Home Work

Hh Hh Hh Hh

Hh Hh Hh Hh

Tracing practice lines for uppercase H and lowercase h, each with a starting dot and a dashed outline.

Book reading Pg# 23

Teacher's Signature:



WORKSHEET NO.

Date: ___ / ___ / 20___

Class Work

e f Gg Hh

e f Gg Hh

Tracing practice for lowercase 'e' and uppercase 'G' with dotted lines and arrows showing stroke direction.

Home Work

e f Gg Hh

e f Gg Hh

Tracing practice for lowercase 'e' and uppercase 'G' with dotted lines and arrows showing stroke direction.

Teacher's Signature:




WORKSHEET NO.

Date: ___ / ___ / 20__

Class Work

First letter of the picture (Aa to Hh)







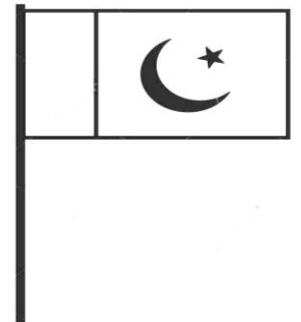












Teacher's Signature:



Class Work

Missing capital & small(Aa to Hh)

Bb _____

Aa _____

Cc _____

Ee _____

Gg _____

Missing capital & small

Bb _____

Ff _____

Dd _____

Aa _____

Cc _____

Gg _____

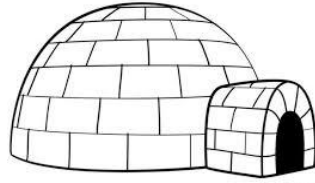


WORKSHEET NO.

Date: ___ / ___ / 20___

Class Work

I i



I i I i I i I i

I i I i I i I i

I i I i I i I i

I i I i I i I i

Home Work

I i I i I i I i

I i I i I i I i

I i I i I i I i

I i I i I i I i

Book reading Pg# 24

Teacher's Signature:




WORKSHEET NO.

Date: ___ / ___ / 20___

Class Work

Jj



Jj Jj Jj Jj

Jj Jj Jj Jj

Tracing lines for uppercase 'J' and lowercase 'j' with starting dots.

Home Work

Jj Jj Jj Jj

Jj Jj Jj Jj

Tracing lines for uppercase 'J' and lowercase 'j' with starting dots.

Book reading Pg# 25

Teacher's Signature:

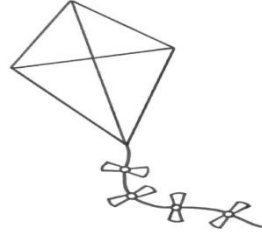


WORKSHEET NO.

Date: ___ / ___ / 20___

Class Work

Kk



Kk Kk Kk Kk

Kk Kk Kk Kk

Blank handwriting practice lines with dotted midlines.

Home Work

Kk Kk Kk Kk

Kk Kk Kk Kk

Blank handwriting practice lines with dotted midlines.

Book reading Pg# 26

Teacher's Signature:






WORKSHEET NO.

Date: ___ / ___ / 20__

Class Work

LI



Handwriting practice line with a grid of boxes.

Handwriting practice line with a grid of boxes.

Handwriting practice line with a dashed midline and dots for letter starting points.

Handwriting practice line with a dashed midline and dots for letter starting points.

Handwriting practice line with a dashed midline and dots for letter starting points.

Home Work

Handwriting practice line with a grid of boxes.

Handwriting practice line with a grid of boxes.

Handwriting practice line with a dashed midline and dots for letter starting points.

Handwriting practice line with a dashed midline and dots for letter starting points.

Handwriting practice line with a dashed midline and dots for letter starting points.

Book reading Pg# 30

Teacher's Signature:



WORKSHEET NO.

Date: ___ / ___ / 20___

Class Work

Ii Jj Kk

Ii Jj Kk

Tracing practice for lowercase letters i, j, and k. Each letter is shown with a starting dot and a dashed line indicating the stroke direction.

Home Work

Ii Jj Kk

Ii Jj Kk

Tracing practice for lowercase letters i, j, and k. Each letter is shown with a starting dot and a dashed line indicating the stroke direction.

Teacher's Signature:


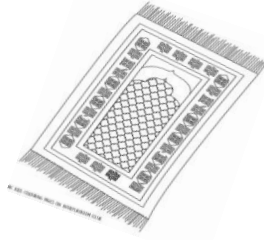


WORKSHEET NO.

Date: ___ / ___ / 20__

Class Work

Mm



Mm Mm Mm Mm

Mm Mm Mm Mm

Mm Mm Mm Mm

Mm Mm Mm Mm

Home Work

Mm Mm Mm Mm

Mm Mm Mm Mm

Mm Mm Mm Mm

Mm Mm Mm Mm

Book reading Pg# 31

Teacher's Signature:

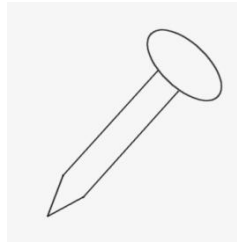


WORKSHEET NO.

Date: ___ / ___ / 20___

Class Work

Nn



Nn

Nn

Nn

Nn

Nn

Nn

Nn

Nn

.

.

.

.

.

.

.

.

Home Work

Nn

Nn

Nn

Nn

Nn

Nn

Nn

Nn

.

.

.

.

.

.

.

.

Book reading Pg# 32

Teacher's Signature:

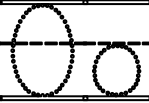
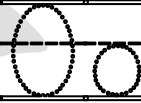
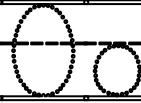
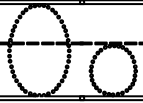
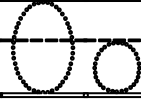





WORKSHEET NO.

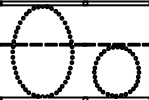
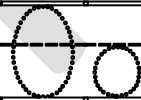
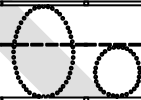
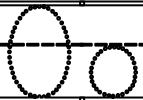
Date: ___ / ___ / 20___

Class Work

Oo



Home Work



Book reading Pg# 33

Teacher's Signature:

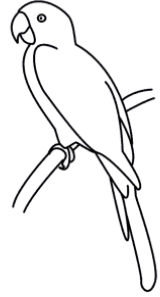



WORKSHEET NO.

Date: ___ / ___ / 20___

Class Work

Pp



Pp Pp Pp Pp

Pp Pp Pp Pp

Tracing practice lines for uppercase P and lowercase p, each with a starting dot and a dashed midline.

Home Work

Pp Pp Pp Pp

Pp Pp Pp Pp

Tracing practice lines for uppercase P and lowercase p, each with a starting dot and a dashed midline.

Book reading Pg# 42

Teacher's Signature:



WORKSHEET NO.

Date: ___ / ___ / 20___

Class Work

Mm Nn Oo Pp

Mm Nn Oo Pp

Mm Nn Oo Pp

Mm Nn Oo Pp

Home Work

Mm Nn Oo Pp

Mm Nn Oo Pp

Mm Nn Oo Pp

Mm Nn Oo Pp

Teacher's Signature:



WORKSHEET NO.

Date: ___ / ___ / 20___


Class Work

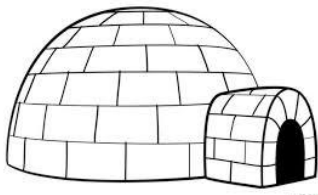
First letter of the picture (Ll to Pp)


















Teacher's Signature:



WORKSHEET NO.

Date: ___ / ___ / 20___

Class Work

Missing capital & small(li to Pp)

Kk _____

Mm _____

Oo _____

Ii _____

Nn _____

Home Work

Jj _____

Nn _____

Ll _____

Kk _____

Oo _____

Teacher's Signature:



WORKSHEET NO.

Date: ___ / ___ / 20___

Class Work

Missing capital & small(Aa to Pp)

Cc _____

Kk _____

Ff _____

Dd _____

Nn _____

Hh _____

Oo _____

Bb _____

Aa _____

Ll _____

Gg _____

Mm _____

Ii _____

Ee _____

Aa _____

Jj _____

Teacher's Signature:



WORKSHEET NO.

Date: ___ / ___ / 20___

Class Work

Alphabets (Aa to Pp)

Handwriting practice lines for Class Work. Each line consists of a top solid line, a middle dashed line, and a bottom solid line. There are four such lines. Each line has two dots on the top line and two dots on the middle dashed line, serving as guides for letter height and placement. A large, faint watermark of a stylized letter 'A' is visible in the background.

Home Work

Handwriting practice lines for Home Work. Each line consists of a top solid line, a middle dashed line, and a bottom solid line. There are four such lines. Each line has two dots on the top line and two dots on the middle dashed line, serving as guides for letter height and placement. A large, faint watermark of a stylized letter 'A' is visible in the background.

Teacher's Signature:




WORKSHEET NO.

Date: ___ / ___ / 20___

Activity # 1

COLOURING



Teacher's Signature:



WORKSHEET NO.

Date: ___ / ___ / 20___

NURSERY

1ST TERM 2020

MATHS



Head Mistress Prep Wing
Ms. Fozia Nadeem (M.A Pol.Sc.B.ed)

Prepared By
Ms.Kalsoom
Ms.shubana
Ms.Rabia Azhar
Ms. Nabila Jameel

Composed By
Ms.Iqra Boota

Teacher's Signature:




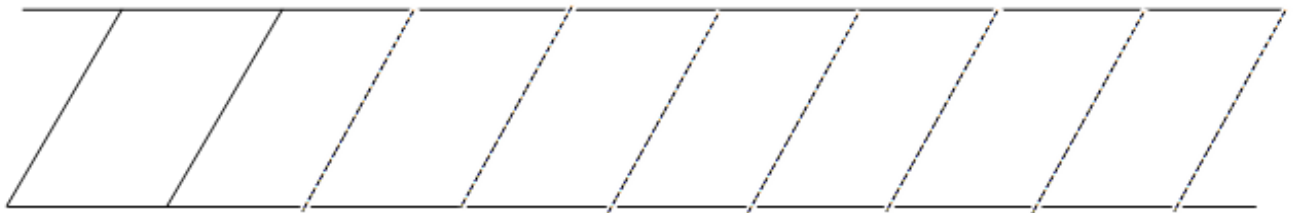
WORKSHEET NO.

Date: ___ / ___ / 20___

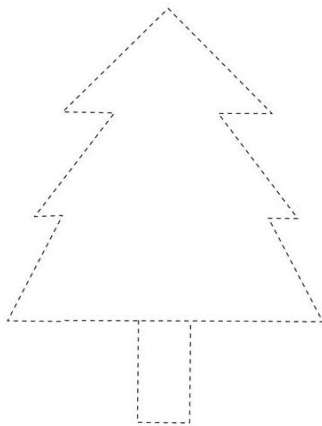
Lines

Straight lines

.Trace the give lines



.Trace the picture and then colour



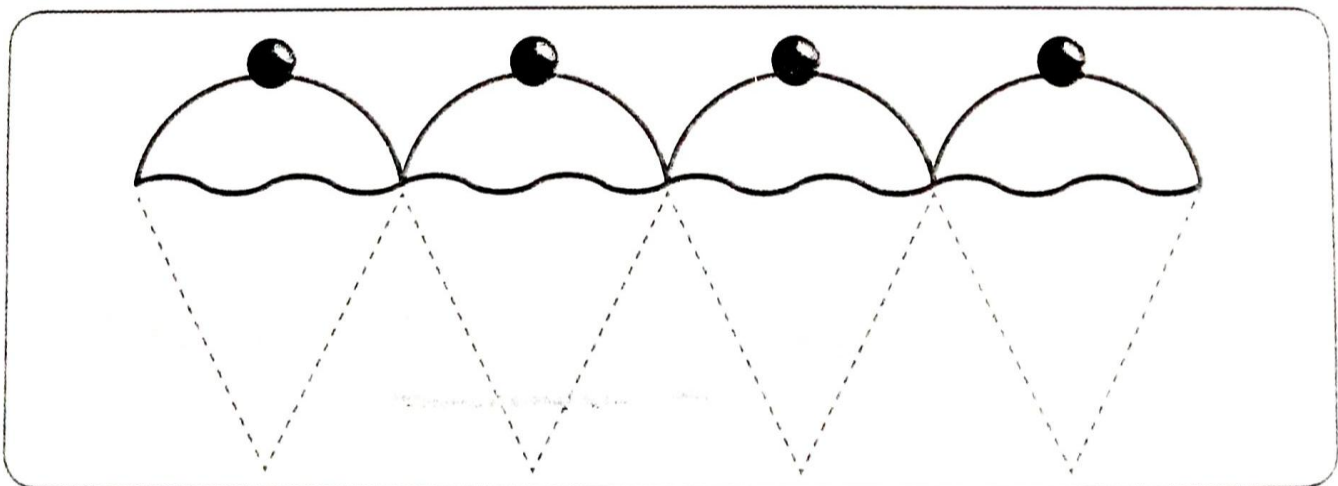
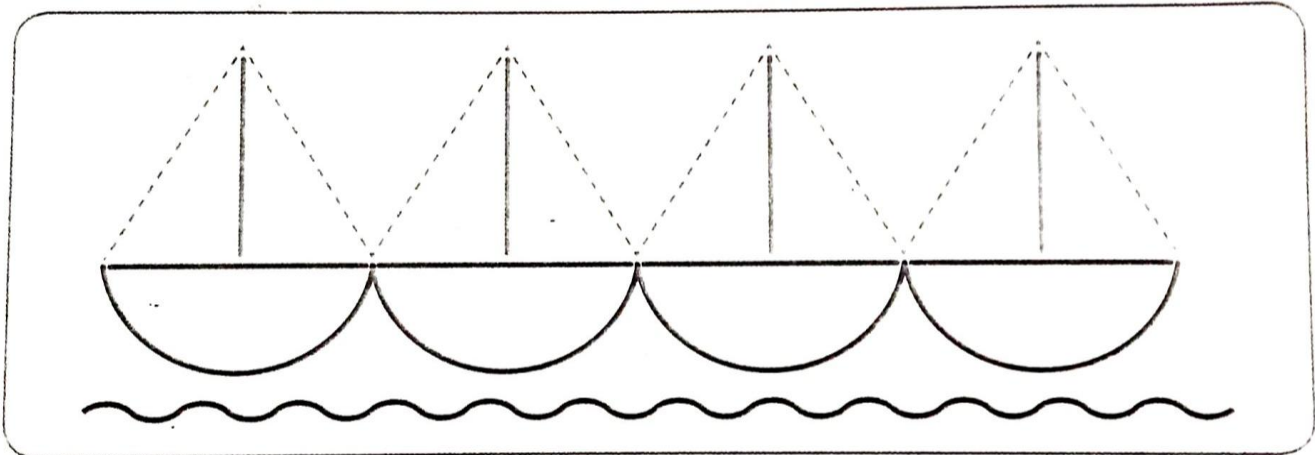
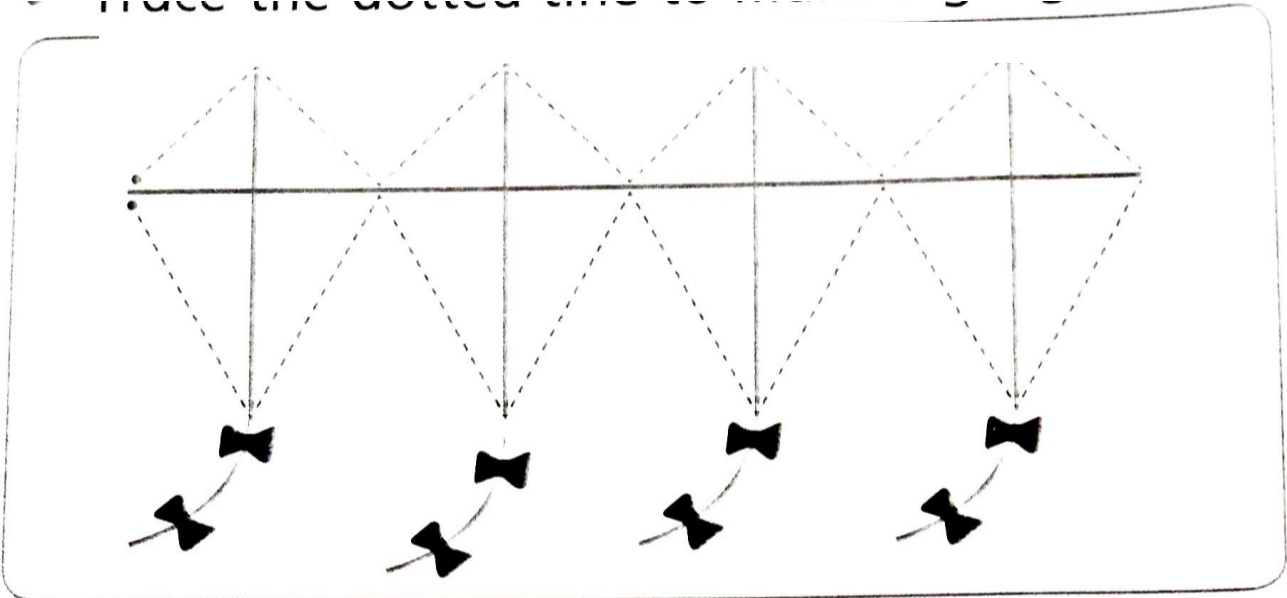
Teacher's Signature:



WORKSHEET NO.

Date: ___ / ___ / 20__

Trace the dotted line to make zigzag.



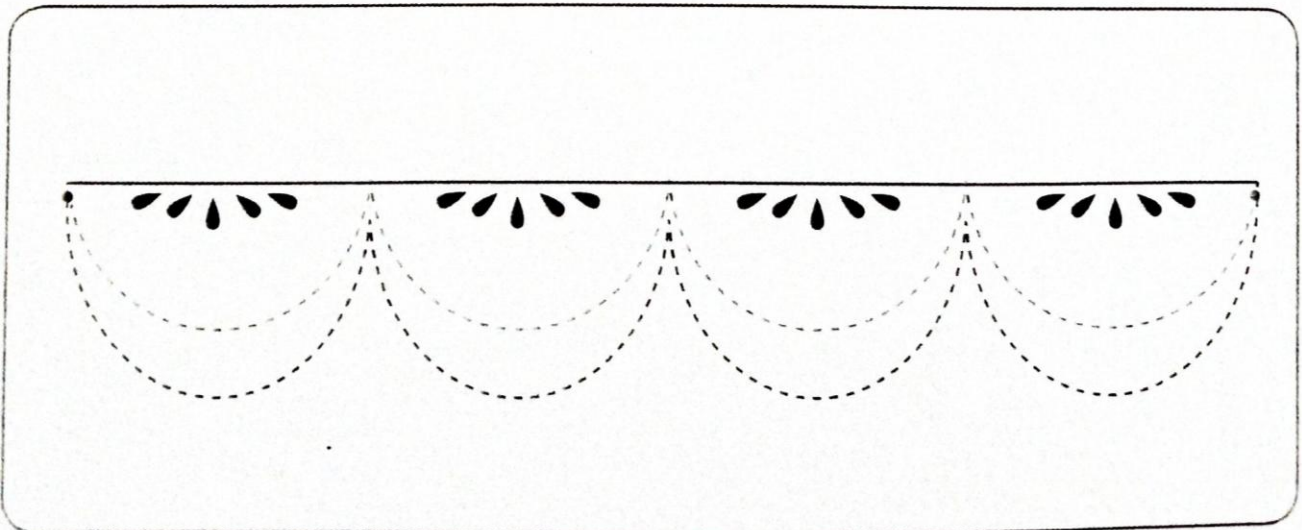

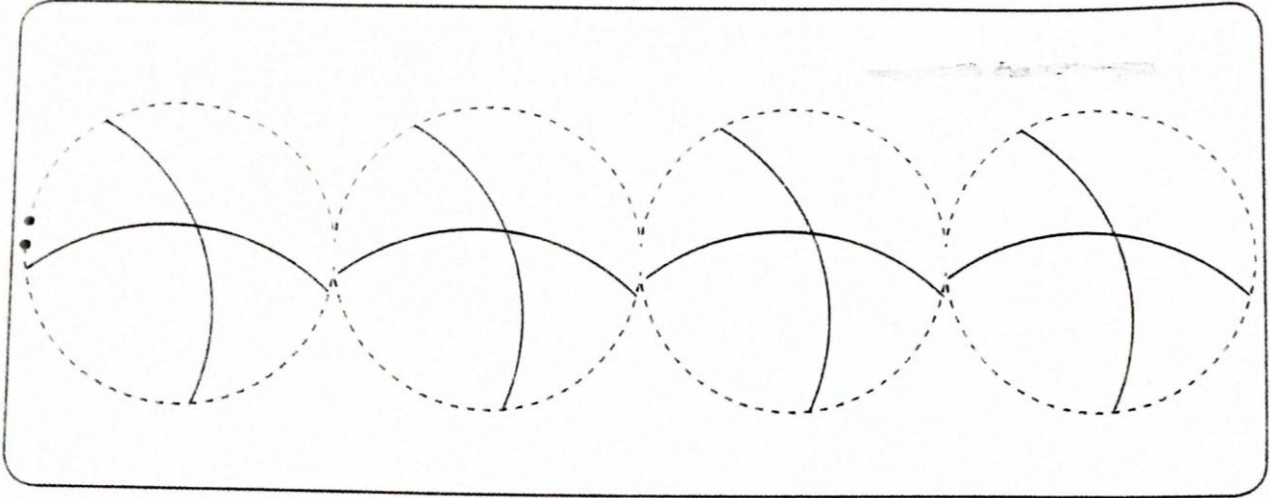
Teacher's Signature:



WORKSHEET NO.

Date: ___ / ___ / 20___

.Trace the dotted line to make curves.



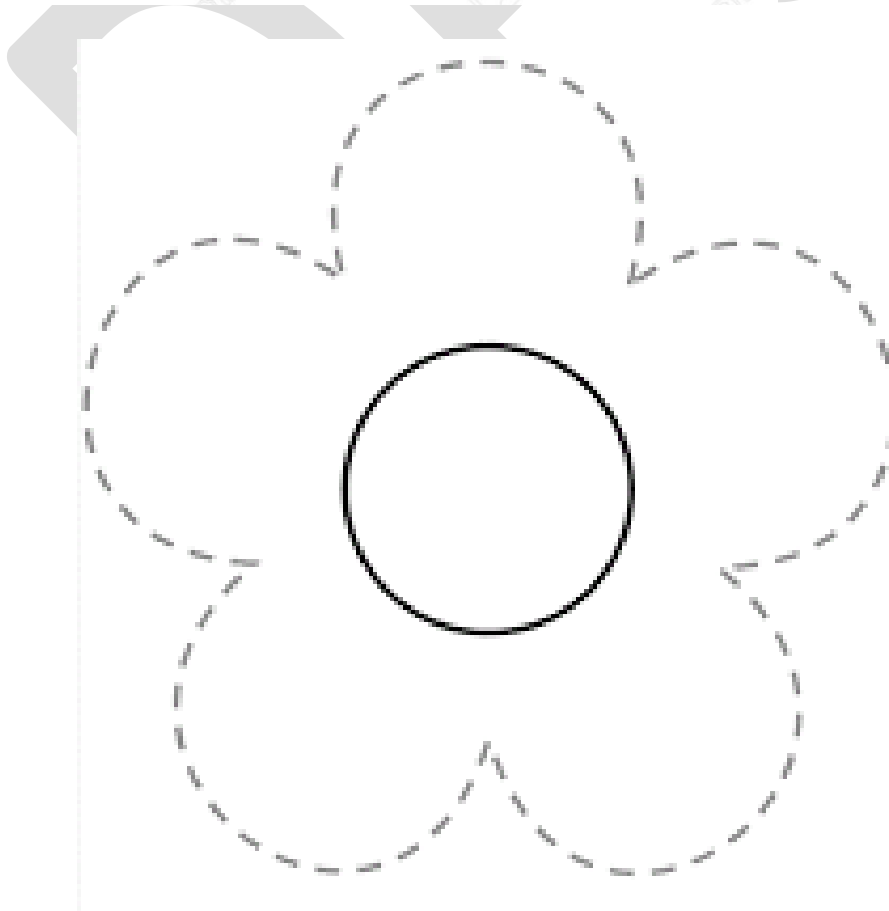

Teacher's Signature:



WORKSHEET NO.

Date: ___ / ___ / 20___

.Trace the dotted line to make spirals.



Teacher's Signature:






WORKSHEET NO.

Date: ___ / ___ / 20___

Matching the pairs

Match the object
One has been done for you.



Teacher's Signature:










WORKSHEET NO.

Date: ___ / ___ / 20___

Shadow Matching

Match the animals to their shadows.
One has been done for you.



Teacher's Signature:



Hot and Cold






Hot



cold

Put a tick () on things which are hot.




Teacher's Signature:



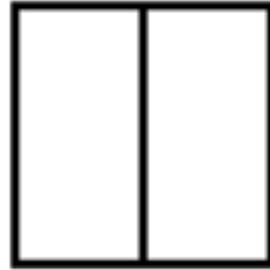
WORKSHEET NO.

Date: ___ / ___ / 20___

Whole and Half





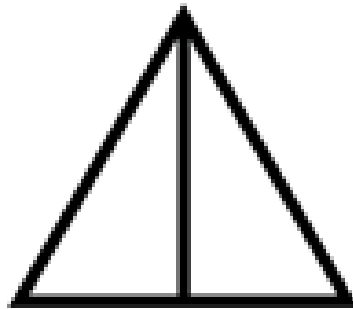
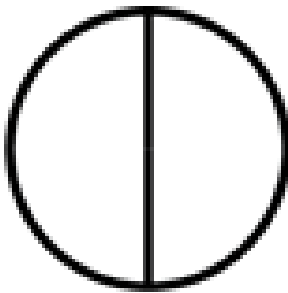


This is a square.



This square is divided into two equal parts.
Each part is called a "half".

Colour half of each shape.



Teacher's Signature:




WORKSHEET NO.

Date: ___ / ___ / 20___

Match the given shapes by drawing lines.


One has been done for you.



Half




Whole



Half



Whole



Half



Whole

Teacher's Signature:



WORKSHEET NO.

Date: ___ / ___ / 20___

WRITING PATTERN NUMBERS

T	0
	1
	2
	3
	4
	5
	6
	7
	8
	9
1	0

Teacher's Signature:



WORKSHEET NO.

Date: ___ / ___ / 20___

Topic: Counting in Numbers(1 to 5)

Class work

T	O
	1
	2
	3
	4
	5

T	O
	.
	.
	.
	.
	.

T	O
	.
	.
	.
	.
	.

Home Work

	1
	2
	3
	4
	5

	.
	.
	.
	.
	.

	.
	.
	.
	.
	.

Teacher's Signature:






WORKSHEET NO.

Date: ___ / ___ / 20___

Write the missing numbers.



How many in each group? Count & Write in the box.



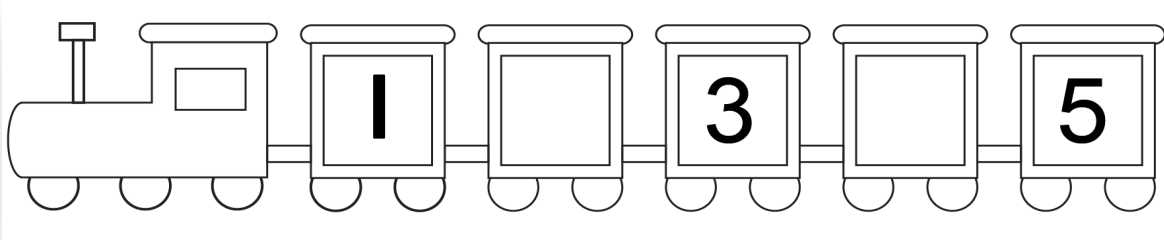
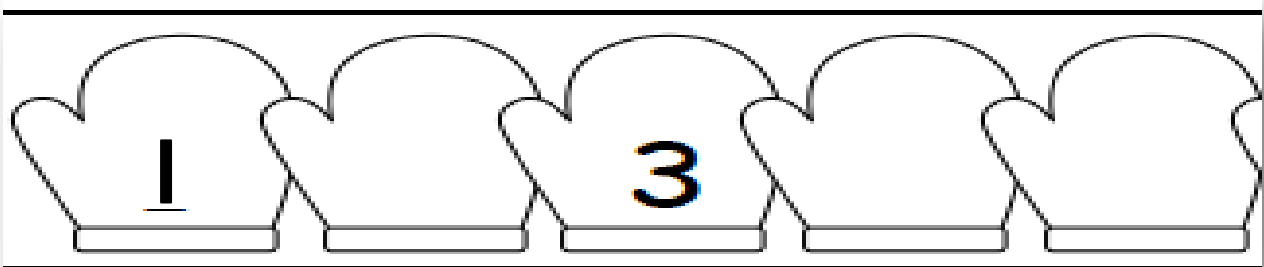
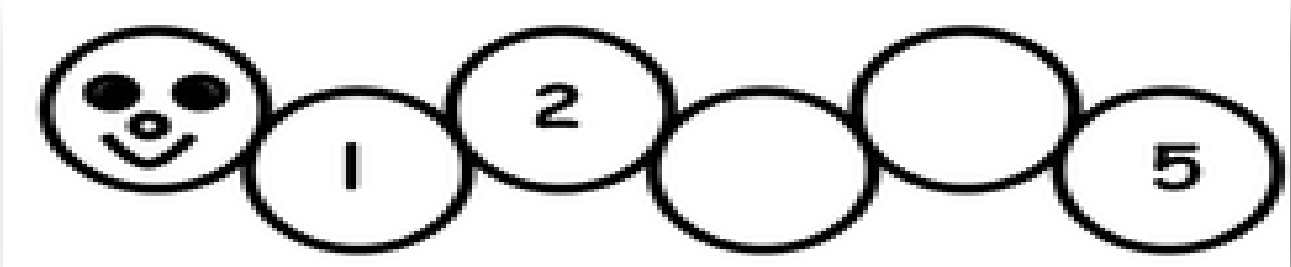
Teacher's Signature:



WORKSHEET NO.

Date: ___ / ___ / 20___

Fill in the missing numbers. Then colour.



Teacher's Signature:



WORKSHEET NO.

Date: ___ / ___ / 20___

Topic : Counting in Numbers (6 to 10)

Class Work

T	O
	6
	7
	8
	9
1	0

T	O
	.
	.
	.
	.
.	.

T	O
	.
	.
	.
	.
.	.

Home Work

	6
	7
	8
	9
1	0

	.
	.
	.
	.
.	.

	.
	.
	.
	.
.	.

Teacher's Signature:



WORKSHEET NO.

Date: ___ / ___ / 20___

Count and trace the numbers.

1 •	
2 ••	2 2 2 2 2 2
3 •••	3 3 3 3 3 3
4 ••••	4 4 4 4 4 4
5 •••••	5 5 5 5 5 5
6 •••••	6 6 6 6 6 6
7 •••••	7 7 7 7 7 7
8 •••••	8 8 8 8 8 8
9 •••••	9 9 9 9 9 9
10 •••••	10 10 10 10 10

Teacher's Signature:



WORKSHEET NO.

Date: ___ / ___ / 20___

Topic: Counting in Numbers (1 to 10)

T

O

	1
	2
	3
	4
	5
	6
	7
	8
	9
1	0

T

O

	.
	.
	.
	.
	.
	.
	.
	.
	.
.	.

T

O

	.
	.
	.
	.
	.
	.
	.
	.
	.
.	.

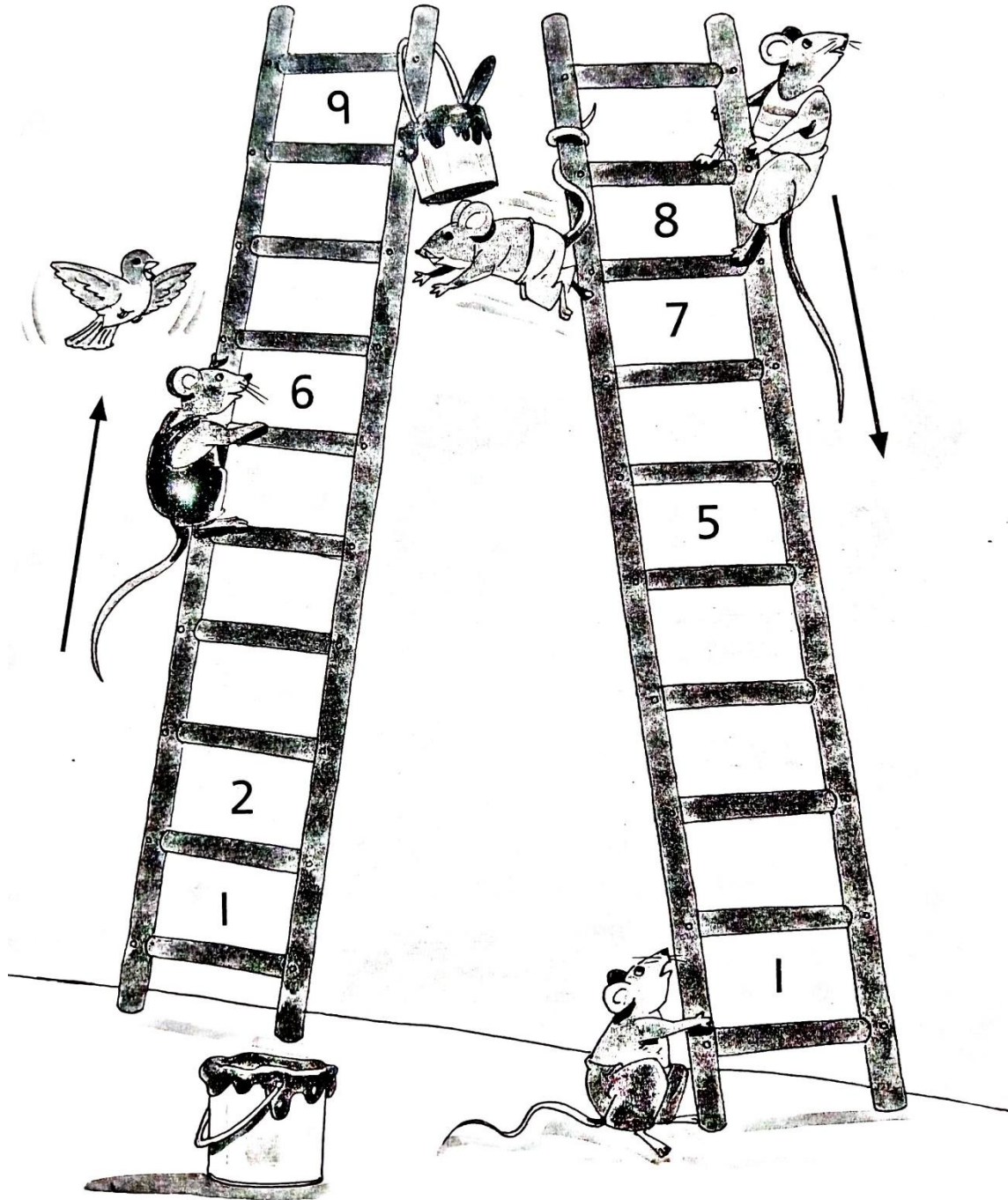
Teacher's Signature:



WORKSHEET NO.

Date: ___ / ___ / 20___

Write the missing numbers (1 to 10)



Teacher's Signature:



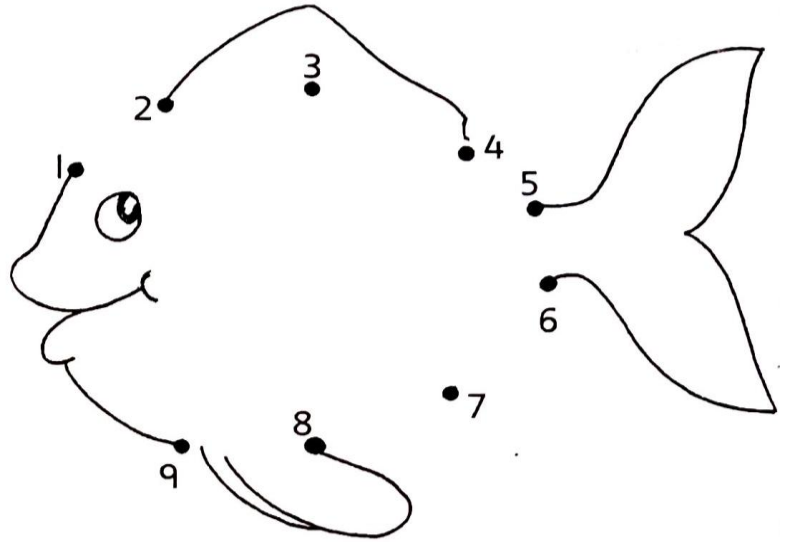
WORKSHEET NO.

Date: ___ / ___ / 20___

Join the dots

Start from 1 and go up to 9.

Colour the fish.



Write the missing numbers.

1	2			5				9
---	---	--	--	---	--	--	--	---

Write backwards.

9			6					1
---	--	--	---	--	--	--	--	---

What comes between?

One has been done for you.

7	8	9	3		5	1		3
4		6	2		4	5		7
			6		8			

Teacher's Signature:



WORKSHEET NO.

Date: ___ / ___ / 20___

Topic: Counting in Numbers (11 to 15)

Class Work

T	O
1	1
1	2
1	3
1	4
1	5

T	O
.	.
.	.
.	.
.	.
.	.

T	O
.	.
.	.
.	.
.	.
.	.

Home Work

1	1
1	2
1	3
1	4
1	5

.	.
.	.
.	.
.	.
.	.

.	.
.	.
.	.
.	.
.	.

Teacher's Signature:



WORKSHEET NO.

Date: ___ / ___ / 20___

Topic: Counting in Numbers (16 to 20)

Class Work

T	O
1	6
1	7
1	8
1	9
2	0

T	O
.	.
.	.
.	.
.	.
.	.

T	O
.	.
.	.
.	.
.	.
.	.

Home Work

1	6
1	7
1	8
1	9
2	0

.	.
.	.
.	.
.	.
.	.

.	.
.	.
.	.
.	.
.	.

Teacher's Signature:



WORKSHEET NO.

Date: ___ / ___ / 20___

Topic: Counting in Numbers (11 to 20)

T	O
1	1
1	2
1	3
1	4
1	5
1	6
1	7
1	8
1	9
2	0

T	O
.	.
.	.
.	.
.	.
.	.
.	.
.	.
.	.
.	.
.	.

T	O
.	.
.	.
.	.
.	.
.	.
.	.
.	.
.	.
.	.
.	.

Teacher's Signature:



WORKSHEET NO.

Date: ___ / ___ / 20___

Topic: Counting in Numbers (21 to 30)

T	O
2	1
2	2
2	3
2	4
2	5
2	6
2	7
2	8
2	9
3	0

T	O
.	.
.	.
.	.
.	.
.	.
.	.
.	.
.	.
.	.
.	.

T	O
.	.
.	.
.	.
.	.
.	.
.	.
.	.
.	.
.	.
.	.

Teacher's Signature:



WORKSHEET NO.

Date: ___ / ___ / 20__

Write missing numbers (21 to 30)

21

25

30

Teacher's Signature:



WORKSHEET NO.

Date: ___ / ___ / 20___

Write the number that comes.....

... before

... between

... after

2

7 9

4

8

10 12

8

11

14 16

11

16

18 20

15

18

2 4

19

20

5 7

7

What comes before?

7 15 18 2

What comes before?

19 14 10 29

What comes before?

17 19 9 11 23 25


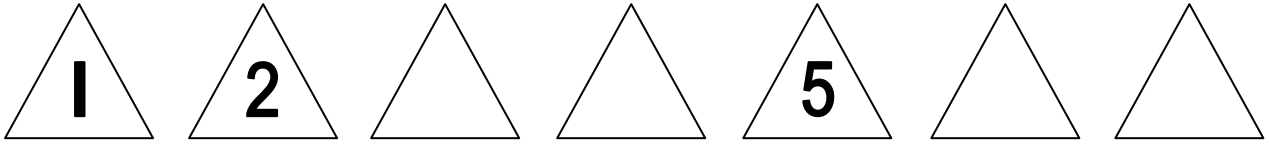
Teacher's Signature:



WORKSHEET NO.

Date: ___ / ___ / 20___

Write the missing numbers.



Teacher's Signature:



WORKSHEET NO.

Date: ___ / ___ / 20___

Topic: Counting in Numbers (31 to 40)

T	O
3	1
3	2
3	3
3	4
3	5
3	6
3	7
3	8
3	9
4	0

T	O
.	.
.	.
.	.
.	.
.	.
.	.
.	.
.	.
.	.
.	.

T	O
.	.
.	.
.	.
.	.
.	.
.	.
.	.
.	.
.	.
.	.

Teacher's Signature:



WORKSHEET NO.

Date: ___ / ___ / 20___

Topic: Counting in Numbers (41 to 50)

T O

4	1
4	2
4	3
4	4
4	5

T O

.	.
.	.
.	.
.	.
.	.
.	.
.	.
.	.
.	.
.	.

T O

.	.
.	.
.	.
.	.
.	.
.	.
.	.
.	.
.	.
.	.

Teacher's Signature:



WORKSHEET NO.

Date: ___ / ___ / 20___

عنوان۔ تصویر کے پہلے حرف کے گرد دائرہ لگائیں

کلاس ورک



ق ڈ ض



ش ٹ غ



ع ک ر



ی ف د



ن ء گ

Teacher's Signature:



WORKSHEET NO.

Date: ___ / ___ / 20___

عنوان۔ تصویر کے پہلے حرف کے گرد دائرہ لگائیں

کلاس ورک



گ ض م



ج ع ث



ط خ ث



س ت ی



ظ پ آ



ک ش ح



چ ع ٹ



ک ل ص

Teacher's Signature:



WORKSHEET NO.

Date: ___ / ___ / 20___

کلاس ورک

عنوان۔ تصویر کے پہلے حرف کے گرد دائرہ لگائیں



ب ڈ بیج




س بیج ب




ت ط ذ



ش ص ح



ر س ا



ض خ ا



ب ز ش



د آ ج

Teacher's Signature:



WORKSHEET NO.

Date: ___ / ___ / 20___

عنوان۔ تصویر کے پہلے حرف کے گرد دائرہ لگائیں

کلاس ورک



ت ق ک



ی ا کے



گ ٹ ط



آ ہ ع



ظ ع ث



ل م ب



ح ف غ



ن پ و

Teacher's Signature:



WORKSHEET NO.

Date: ___ / ___ / 20___

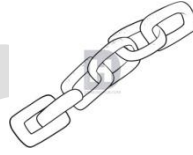
عنوان۔ تصویر کا پہلا حرف لکھیں

کلاس ورک































Teacher's Signature:



WORKSHEET NO.

Date: ___ / ___ / 20___

عنوان۔ تصویر کا پہلا حرف لکھیں

کلاس ورک






























Teacher's Signature:



WORKSHEET NO.

Date: ___ / ___ / 20___

کلاس ورک

عنوان۔ حتمی جگہ پر لکریں

_____	ب	_____	ا
_____	پ	_____	ت
_____	خ	_____	چ
_____	ر	_____	ڈ
_____	س	_____	ز
_____	ط	_____	ص
_____	ف	_____	ع
_____	ک	_____	

Teacher's Signature:



WORKSHEET NO.

Date: ___ / ___ / 20___

ہوم ورک

عنوان۔ حروف تہجی (ا۔۔۔۔۔گ)

• •

• • • • •

• • • • •

• • • • •

• • • • •

• • • • •

• • • • •

Teacher's Signature:



WORKSHEET NO.

Date: ___ / ___ / 20___

عنوان۔ حروف تہجی (ا۔۔۔۔گ)

کلاس ورک

• •

• • • • •

• • • • •

• • • • •

• • • • •

• • • • •

• • • • •

Teacher's Signature:



WORKSHEET NO.

Date: ___ / ___ / 20___

کلاس ورک

عنوان۔ حروف تہجی

ک گ ک گ

• • • •

• • • •

• • • •

• • • •

ہوم ورک

ک گ ک گ

• • • •

• • • •

• • • •

• • • •

Teacher's Signature:



WORKSHEET NO.

Date: ___ / ___ / 20___

کلاس ورک

عنوان۔ حروف تہجی

ف ق ف ق

.

.

.

.

ہوم ورک

ف ق ف ق

.

.

.

.

Teacher's Signature:



WORKSHEET NO.

Date: ___ / ___ / 20___

عنوان۔ حروف تہجی (ا۔۔۔۔۔غ)

ہوم ورک

.

.

.

.

.

.

.

.

.

.

.

.

.

.

.

.

.

.

.

.

.

.

.

.

.

.

Teacher's Signature:



WORKSHEET NO.

Date: ___ / ___ / 20___

کلاس ورک

عنوان۔ حروف تہجی (ا۔۔۔۔۔غ)

• •

• • • • •

• • • • •

• • • • • • • • •

• • • • •

• • • • •

Teacher's Signature:



WORKSHEET NO.

Date: ___ / ___ / 20___

عنوان۔ حروف تہجی

کلاس ورک

ع

ع

ع

ع

.

.

.

.

.

.

.

.

.

.

.

.

.

.

.

.



ع

ع

ع

ع

.

.

.

.

.

.

.

.

.

.

.

.

.

.

.

.

ہوم ورک

Teacher's Signature:



WORKSHEET NO.

Date: ___ / ___ / 20___

کلاس ورک

عنوان۔ حروف تہجی

ط ظ ط ظ

.

.

.

.

ہوم ورک

ط ظ ط ظ

.

.

.

.

Teacher's Signature:



WORKSHEET NO.

Date: ___ / ___ / 20___

عنوان۔ حروف تہجی

کلاس ورک

ص ض ص ض

.

.

.

.

ص ض ص ض

ہوم ورک

ص

.

.

.

.

Teacher's Signature:



WORKSHEET NO.

Date: ___ / ___ / 20___

کلاس ورک

عنوان۔ حروف تہجی

س ش س ش

.

.

.

ہوم ورک

س ش س ش

.

.

.

Teacher's Signature:



WORKSHEET NO.

Date: ___ / ___ / 20__

عنوان۔ حروف تہجی

کلاس ورک

ٹ ز ژ

.

.

.

.

عنوان۔ حروف تہجی (آ۔۔۔۔۔ژ)

ہوم ورک

.

.

.

.

Teacher's Signature:



WORKSHEET NO.

Date: ___ / ___ / 20___

ہوم ورک

عنوان۔ حروف تہجی (ا۔۔۔۔۔ذ)

ا آ

.

ب پ ت ط ث

.

ج چ ح خ

.

د ڈ ذ

.

Teacher's Signature:



WORKSHEET NO.

Date: ___ / ___ / 20___

کلاس ورک

عنوان۔ حروف تہجی (ا۔۔۔۔۔ز)

ا آ

.

ب پ ت ط ث

.

ج چ ح خ

.

د ڈ ذ

.

Teacher's Signature:



WORKSHEET NO.

Date: ___ / ___ / 20___

WRITING PATTERN حروف تہجی

ا آ

ب پ ت ط ث

ج چ ح خ

د ڈ ذ ر ژ ز ث

س ش ص ض

ط ظ ع غ

ف ق ک گ

ل م ن و

ہ ء ی ے

Teacher's Signature:



WORKSHEET NO.

Date: ___ / ___ / 20___

کلاس نرسری پہلی سی ماہی 2020

اُردو



Head Mistress Prep Wing
Ms. Fozia Nadeem (M.A Pol.Sc.B.ed)

Prepared By
Ms. Kalsoom
Ms. Shubana
Ms. Rabia Azhar
Ms. Nabila Jameel

Composed By
Ms. Iqra Boota

Teacher's Signature:



WORKSHEET NO.

Date: ___ / ___ / 20___

Activity # 2

Draw Pak Flag then Colouring



Pakistan

DRS

Teacher's Signature:

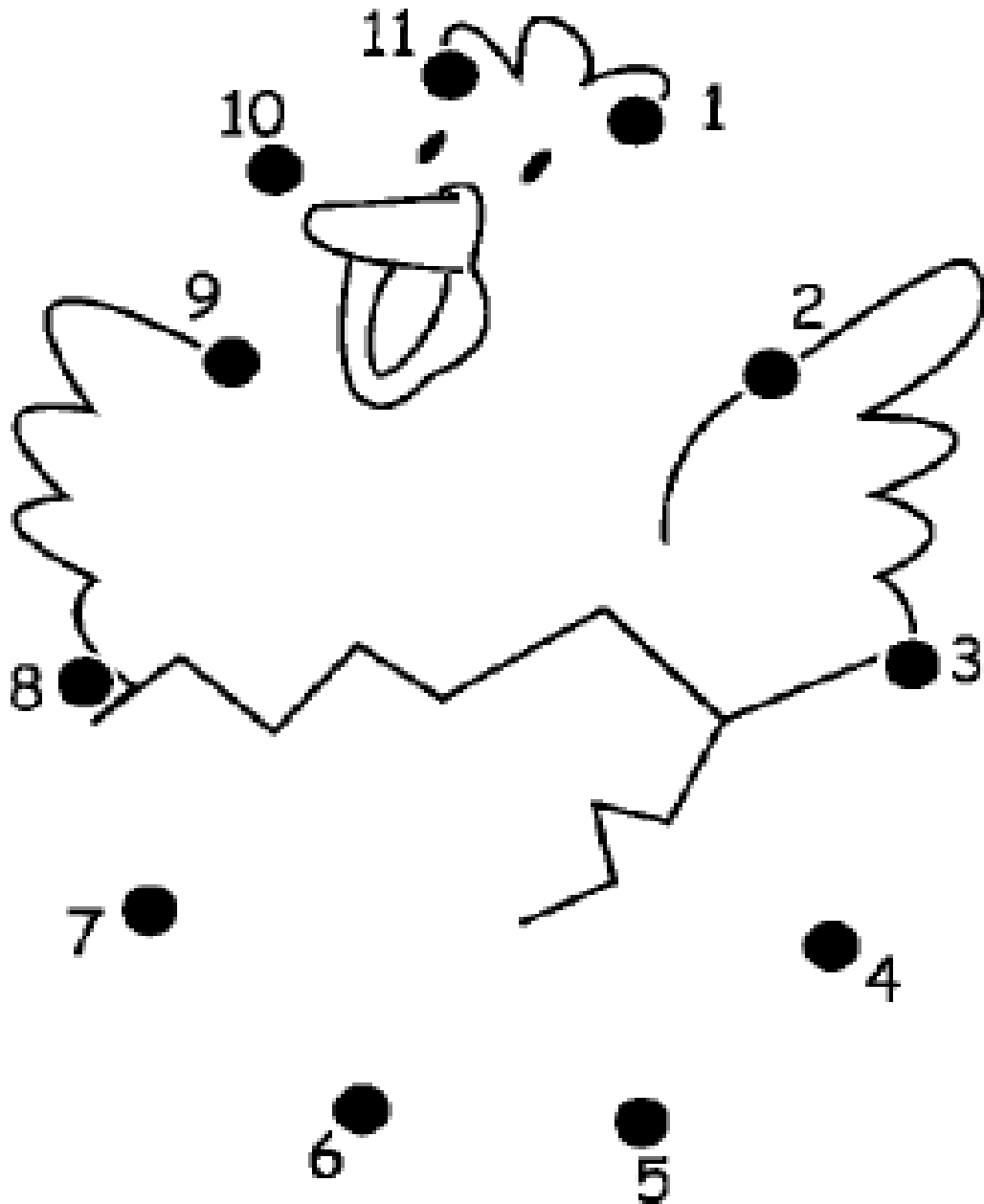


WORKSHEET NO.

Date: ___ / ___ / 20___

Activity # 3

connect chicks dots and colour it



Teacher's Signature:

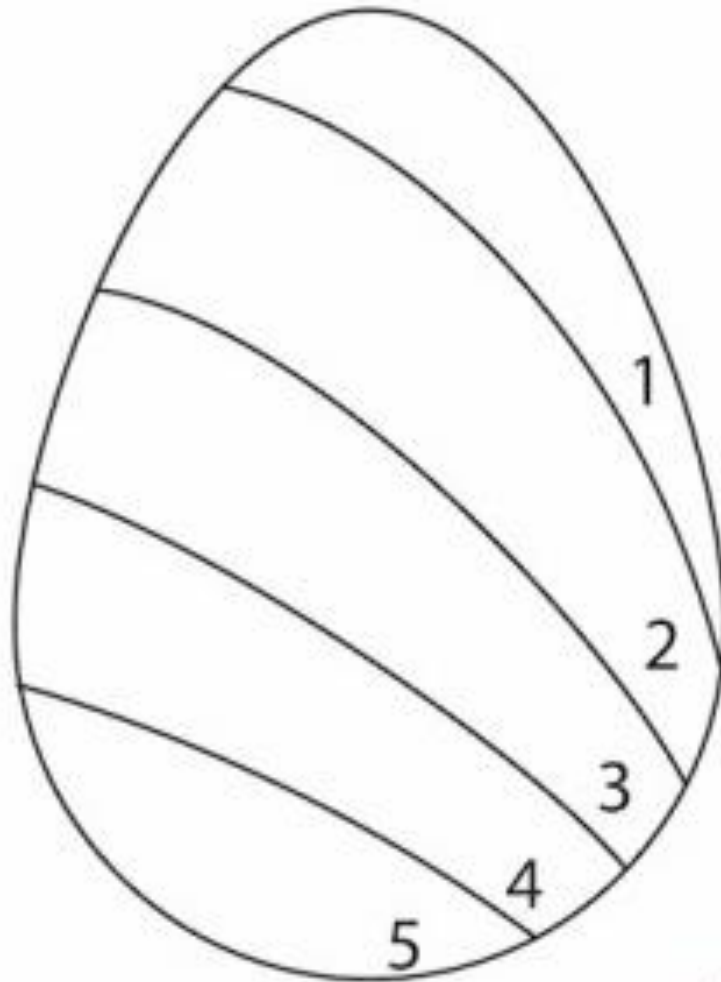


WORKSHEET NO.

Date: ___ / ___ / 20___

Activity # 4

Egg colour by Number



Activi

Teacher's Signature: